

Canadian Posture and Seating Center - 1988

MEETING NEEDS

CPSC CATALOGUE OF SEATING AND POSITIONING AIDS

Fourth edition



Canadian Posture and Seating Centre (1988) Inc.

CPSC: the clear choice for the 'nineties.



Welcome to the fourth edition of the CPSC catalogue. Those of you who have seen our previous catalogues will notice considerable changes. This edition has been printed in full colour throughout, with expanded product descriptions. Inside, you will find information on adaptive seating devices for individuals of all ages and levels of need. This catalogue will

CPSC reserves the right to change specifications and/or the appearance of any product in this catalogue. Regular notice

make it easy for you to specify CPSC products. We have transferred much of the detailed technical information such as dimensions to the Price List, so that you can order products from CPSC with confidence.

Several new products have been added to this catalogue, and many of our standard items have been improved by technological advances.

With expanded facilities and a larger dealer network, we're ready to serve our growing clientele in the coming decade. Continued new product development and improved manufacturing will benefit all our clients.

If there are other ways in which we can help, please write to me and let me know.

Yours sincerely,

Phil Mundy, President.

of new products or product modifications appear in the CPSC News, published bi-monthly



Whether Modular or Moulded, it's as easy as 1, 2, 3!

Rapid, effective results. Something that both you and your clients need. And it's easy with CPSC. For the fastest relief, Modular units can be quickly installed on any standard wheelchair frame. Choose an appropriate base, add a seat and back, plus any accessories needed, and see the improvement! For clients with more complex needs, the better choice is a Moulded unit. Easily formed to the client, you can either build in corrective positioning, or simply provide enhanced comfort and support. Add accessories, then let your client sit back and enjoy.

Si vous désirez la version française de ce catalogue, s.v.p. écrivez ou téléphonez.



TAKE A BASE...



PLUS SEAT AND BACK...



ADD ACCESSORIES...



THE FUNCTIONAL RESULT.



SELECT A SHELL...



COMPLETE THE MOULD...



ADD ACCESSORIES...



OUTSTANDING RESULTS!

MODULAR SYSTEMS




Most clients' needs can be met by the appropriate selection of components to be found on the next eight pages. Choose a base and cushion (or seat unit), a back unit and any accessories; these will provide support where needed from head to toe. Each component is available in a full range of sizes with a choice of options. Talk to your dealer if a special custom component is needed.

HAMMOCK LEVELLERS

No nuts or bolts needed! This QM (Quick Assembly) unit just sits on top of the existing sling seat. It's the simple way to improve pelvic support and comfort. Made of high-quality polyfoam, and covered with hygienic moisture-proof vinyl. For extra comfort, consider optional machine-washable cotton slip-on covers, which allow the skin to breathe.

DROP BASES/BASE PLATES

Cushion performance is improved when placed on a drop base, which replaces the sling seat. Cut-outs allow clearance for wheelchair cross-braces and brake hardware. A choice of suspension clips are included, allowing you to position the seat at any height or slope. Plain base plates without clips are also available for placing over an existing seat sling.



DROP SEATS

A combined cushion and base unit, that provides pelvic support and a greater degree of comfort than the Hammock Leveller. A choice of clips are included, allowing positioning of the unit at any desired height or slope. The cushion cover of moisture-proof vinyl is easy to maintain. Machine-washable cotton covers are available as an optional extra for additional comfort.

CONTOURED DROP SEATS

For clients requiring additional support, a more deeply contoured Drop Seat is available. This seat will control leg abduction, as well as give pelvic support and stability. All other features are similar to those of the regular Drop Seat.

PLASTIC COLOUR CHOICES

The rigid plastic component of all CPSC items is available in either black or white. With a lightly textured finish, it is hygienic and easily cleaned. Specify colour when ordering.





CLIPS AND CUSHION COVERS

A variety of clips attach modular units to the wheelchair frame. These allow for a wide range of adjustment in height,



tubing size.

Standard covers are of moisture-proof vinyl for hygiene. We recommend machine-washable stretch cotton covers for a more comfortable 'breathable' surface. Consider spare covers, so that a fresh one is always on hand. See page 6 for colour choices.

recline and tilt. Consult your dealer to achieve the result you need. All clips have a durable black finish, and are pre-drilled for permanent attachment. Specify 1" or 7/8"

VISCOFOAM CUSHIONS

Are you concerned about pressure areas and skin breakdown? Here's one way to reduce the risk. Filled with T-foam, or the second generation Sunmate foam, these cushions provide excellent pressure relief. Choose either a moisture-proof vinyl covering, or stretch cotton over latex. Extra cotton covers are recommended. Viscofoam cushions are usually installed over a CPSC Drop Base.

POLYFOAM CUSHIONS


Similar to the Viscofoam cushions, but with polyfoam filling for firm support. Polyfoam cushions are best installed on a CPSC Drop Base. Covers for these cushions have zippered closures.

POMMEL SEATS

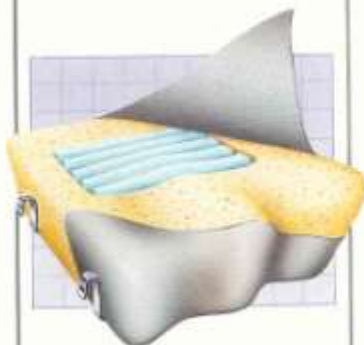
For maximum control and support of the pelvis and thighs, the Pommel Seat is the first choice. It features a 15" anterior wedge, integral pommel and built-up side sections. Like all our seats, it is easily maintained, being constructed of durable plastic covered with removable flexible foam-filled vinyl. Side panels may be padded; an optional extra. Pommel Seats are normally installed over a CPSC Drop Base, which is available separately.

VISCOFOAM SEAT UNITS

A base and cushion combined! The drop base provides stability with seat height and pitch control, and the viscoelastic foam cushion offers superior relief of pressure. If skin breakdown over pressure points is a threat, this is the combination to specify. A moisture-proof overlay protects the cushion in case of incontinence. The outer cover is of vinyl, or latex with a stretch cotton cover. Extra cotton covers, which have zip closures, may be ordered separately.



INTRODUCING THE PERSONAL SEAT!



Where avoidance of pressure on bony points and fragile skin is important, the CPSC Personal Seat is ideal. For improved leg positioning the seat sides and central pommel are extended and deeply contoured. A puncture-resistant gel-pack positioned under the ischial tuberosities acts as both pressure-relieving support and heat sink. Skin temperature is lowered, thus reducing the possibility of skin breakdown.

To lighten the cushion for the active user, remove the gel-pack and substitute the visco-pack (included). For ultra light use, the baseclip unit may be rapidly removed and the cushion attached to existing upholstery with built-in velcro strips. The cover is of incontinent-proof, breathable nylon. For ultimate protection and comfort, the CPSC Personal Seat is the first choice.



LATERAL SUPPORTS

These adjustable slim-line bolsters provide lateral trunk stability without restricting upper-arm mobility. These supports may be used on either back style shown here. The placement of the support can provide highly localized postural correction. Available in three sizes.

COVER COLOUR CHOICES

Covers are available in blue, black or burgundy. Please specify your choice when ordering, and state whether you require vinyl or stretch cotton knit.



CURVED BACKS

A combination of comfortable support and space-saving design. Made from durable plastic and covered with removable foam-filled vinyl, the unit may be rapidly modified in height. Lateral supports, shown below, may be easily added. Included with the Curved Back is all mounting hardware. Optional extra cotton covers are available.

CURVED BACK PLUS

Formerly known as the Standard Back, the Curved Back Plus provides comfort with integral lateral support. Made from durable plastic, and upholstered with removable foam-filled vinyl, the back height can be easily modified. Adjustable lateral supports may be added for increased upper trunk or pelvic stability. All mounting hardware is included. Optional reinforced side panels and spare cotton covers may be ordered.





THE MODULAR STYLE BACK

The Modular Personal Back was developed by CPSC to fill the need between a regular modular unit and a custom moulded back. Easily adjusted by a therapist, it combines some of the advantages of custom moulding without the use of foamed materials.

The rigid plastic back has integral mounts that allow rapid release and attachment to the chair, as well as variable recline. Internal foam units are easily adjusted to suit the client.



MODULAR PERSONAL BACKS

Tailored back control is provided in minutes by adjusting the internal flexible foam pieces. Held in place by velcro, the lumbar pad and lateral wedges give support where needed. Covering these pads is a 1" layer of soft polyfoam and a vinyl/stretch cotton combination cover. The cover is replaceable, and has a zip closure. A quick attach/release mechanism features adjustable height, depth and seat recline. The unit is designed so that there is no loss of seat depth.

MODULAR PERSONAL TALL BACKS

Similar to the regular Modular Back, the Tall Back is proportionally higher, giving support to the upper back. Please note that both the regular and tall versions may be ordered with spare covers, so that a fresh one is always available. Choose from our three standard colours shown on the opposite page.

THE ULTIMATE MOULDED BACK

For those familiar with CPSC moulded foam technology (FITP), provide your clients with the best support!

You can fabricate a custom Personal Back in just a few minutes, anywhere. This foamed support gives outstanding results where conventional backs prove inadequate. Another advantage of this back is the ability to revise the cast insert using easily learned techniques. The Moulded Personal Back is available in regular and tall-back versions.

A wide variety of accessories are available for additional support or everyday convenience. All are easily fitted and removed, are durable and easy to clean.



MODULAR ACCESSORIES



A wide variety of accessories are available, for supplementary support or for everyday convenience. All are easy to fit and remove, durable and simple to clean.

We are particularly proud of our line of wheelchair trays, with 24 models for adults alone! These trays are maintenance-free: something health-care professionals will appreciate. Your local dealer of CPSC products has the knowledge to help you select the right accessories to suit your clients' needs.

HEADRESTS

For comfortable and functional head support, select one of four sizes. Consult your dealer for details. To attach this unit, we recommend the use of our new headrest bracket detailed below.

NECKRESTS

For additional support, these neckrests provide increased stability. They may be attached to a back unit using the new headrest bracket featured below.

NEW HEADREST BRACKET

CPSC is pleased to introduce our improved headrest bracket. This item is easy to adjust, and is versatile for precise positioning of any head or neckrest.



SEAT BELTS

Use one of three styles of seat belt to maintain positioning, or for comfortable control. We can provide standard lap belts, Y-belts for pelvic control, or 'Houdini' H-harnesses. All are equipped with lightweight buckles, and are easily fastened or released. Available in black or white, and in 1" or 2" widths. Check with your dealer for more details.

FOOT SUPPORTS

These supports may be attached to either a seat base, moulded insert or wheelchair foot plates. Shaped to provide protection, these units are padded, and will give good positioning for feet and legs. Foot supports may be ordered in narrow pairs or as a single wide unit.

FOREARM SUPPORTS

Available for right or left side use, these units provide functional, lightweight support for those with upper limb paralysis. The unit can be mounted on a regular or desk arm, a clip fixture allowing rapid attachment or removal. The pad attaches with Velcro, preventing slippage. The inner side of the unit is contoured to fit around the client's trunk.



HALF LAP TRAYS

The swing-away style will fit both regular and desk arms. The unit is also easily detached when required. You can use a pair of these units to provide a full split tray! Available in clear plastic, as well as black or white.



TRAY FIXTURES

All our trays are designed for easy attachment and removal, with no loose screws or bolts to get lost! Trays either clip or slide on and off. The simple but effective locking 'tilt' mechanism allows the surface of the tray to be inclined 15°: ideal for reading.



WHEELCHAIR TRAYS


All CPSC Wheelchair Trays are fully moulded—meaning no corners and crevices for food or dirt to collect. Maintenance is minimal: just wipe clean! A continuous lip along three sides of the tray prevents items from rolling off. There are many choices: select from either black or white scratch-resistant plastic, or shatter-resistant clear plastic. The latter may be used with a symbol board pocket. Trays may be ordered with the 'tilt' mechanism, and all may be specified with or without cut-out.



SYMBOL BOARD POCKET

A great way to keep symbol boards clean, and the top surface of the tray clear! This pocket attaches to the underside of any transparent tray, and is designed for use with 'Bliss' symbols or other visual aids.

PRODUCTS FOR CHILDREN



CPSIC is pleased to offer a variety of seating and positioning aids especially made for children. You will find items that fulfil a wide range of needs, including units that attach to standard strollers, trays sized to junior wheelchairs, and a selection of therapeutic positioning aids.

In keeping with our philosophy of providing products that make life a little easier and more enjoyable, we are proud to introduce the 'Home Ranger'. This is a unit designed for children from infancy to age four, and may be used both as a floor seat or in a stroller.



CHILDREN'S TRAYS

Sized to suit junior wheelchairs, children's trays are available in all the colours and options of the adult sizes. You can specify black, white or clear plastic, and optional tilt mechanism or cutout. All are easy to clean, attach and detach. See page 9 for further details.

INTRODUCING THE HOME RANGER

In response to many requests, CPSIC is pleased to introduce the Home Ranger. The Home Ranger is a complete mini-modular system designed for young children up to four years of age. Two sizes cover growth from infancy to 2, and from 2 to 4. The Home Ranger consists of a base unit (that attaches directly to a stroller), a seat, back unit, head rest, lateral and foot supports, and safety belts. An optional tray may be added. Please specify the stroller being used, so that we can supply the correct hardware.

The Home Ranger seat has variable pitch and an adjustable reclining back. These can be fitted by any trained therapist, with foam wedges placed where necessary for postural correction. The head-rest unit is also adjustable, and all items can be periodically readjusted as the child grows. Lightweight and hygienic, the Home Ranger can be used both in and out of the home.





CPSC PRONE STANDERS

Many Children's Centres have found Prone Stenders invaluable in the classroom, allowing children to work at a table or use the blackboard. Support is provided at chest, pelvis and knees, with wedged footplates to help correct dorsiflexion. All belts are fully adjustable for comfort. Made of durable, easy-to-clean plastic in three sizes. Check with your dealer.

SIDE LYING POSITIONERS

Ideal for postural drainage or passive correction, these units are made from soft flexible foam, and covered with moisture-resistant vinyl. The 35° slope of unit holds the user comfortably without restraint. The side lying positioner is lightweight, and easily moved from one treatment area to another.

CORNER SEATS

Made from lightweight durable plastic, these portable units may be used at home, school and outdoors. Highly recommended for children who need some sitting support while allowing freedom in play. The back support is adjustable, and can be used with or without the tray. Padding and belts may be added for safety and comfort.

JUNIOR INSERT BASE

Made of ABS plastic, this shell has many uses. Use it as an insert base for a stroller, wheelchair or regular chair. Cut a hole in the base for a toileting aid. Channel sets are included for attaching the Junior Insert Base to a toilet seat.

DROP BASE FOR STROLLERS

This base is specifically designed for use on a standard McLaren-Pogon stroller. The unit provides a stable platform for modular applications. Available in black or white.



MOULDED SYSTEMS



Where conventional Modular seating systems are inadequate, CPSC Foam-in-Place systems can give outstanding results. Ease of fabrication, and the ability to revise insert castings make it easy for anyone to learn techniques that can be carried out anywhere. For technical workshops on moulded foam systems, please call CPSC. We give frequent one-day intensive workshops.

The following three pages will give you a good general idea of how foamed seating is produced, and the advantages that it can offer your hard-to-seat clients.

HOW IT WORKS:

The first step to a successful result is to assess the client's needs, and determine what postural correction is needed or possible. Based on this assessment, a suitable shell or shells are selected, with the appropriate width and style. (See the foot of the next page.)

Casting may be done using either the Casting Frame (see page 14), or directly in the shell itself. Based on the client's needs, either soft or firm foam is selected.

Once the frame is set up, a protective flexfoam sheet is placed



between the client and the foam mixing plastic envelope. The liquid foam is mixed in this envelope, and allowed to rise and set. Ample time is available to check and correct the client's position. Once set, the foam may be carved or added to. If modification is needed.

To complete, the foamed piece or pieces are assembled, trimmed, and any voids filled in. A layer of waterproof flexfoam is cemented onto the face of the

THE MOULDED SYSTEM STARTER KIT

Now you can try out the moulded system for yourself! Make a quality product at an affordable price – without sending out the mould for finishing. Recently introduced, this starter kit includes everything that you need to complete at least one foamed unit. In as little as three hours you can be looking at the end result! You will receive a back shell, soft and firm foam kits, covering materials and glues, mounting clips and complete step-by-step instructions – for an affordable package price. Call either your dealer or CPSC.



casting and trimmed. This is followed by a layer of covering material.



The plastic shell is marked and trimmed down to final profile, and excess covering material removed. Finally, the



casting is cemented into the shell, and belts, brackets or other accessories added.



SHELL OPTIONS

The rigid plastic shell is available in four widths and two styles. Shells, in black or white, are available with offset or square corners. All mounting hardware is included. Combine a base and back at any angle for complete support.



FOAM TYPES

There are now three types of casting foam available: CPSC firm urethane and CPSC soft-foam (two part cold cure mixes), and CPSC Sunmate three-part soft foam in three graded densities.

When set, the formed shape can be carved or further foam added to build up an area. The moulded foam is covered by a layer of 1/2" flexible closed-cell foam, which is compressible and completely waterproof. Where a separate seat cushion is used, this is usually of viscoelastic foam covered with heavy-duty waterproof latex and outer cotton cover. Alternatively, a vinyl cover may be used. The outer cover of the moulded back may be stretch vinyl or lycra.



OPTIONS USING CPSC FOAMED SYSTEMS

There are four possible configurations, as shown. The first is a one-piece seat insert. The second consists of a back mould only. This may be used in place of a moulded Personal Back (page 7), where portability of the chair is not important. The third option is the seat and back combination, which may be used for full body support. The last variation consists of a moulded back on a back shell, with a bottom shell provided to accommodate the client's own favourite cushion!



THE CHAISE LONGUE



While not strictly a moulded unit, the chaise longue can be used to mould to a client who has severe disability. It may be possible to build in some degree of postural correction, as well as provide some greater degree of relief and mobility to the client who is normally bedridden.

This shell can be used with foam wedges and bolsters, also to good effect.

PROFESSIONAL PRODUCTS AND INFORMATION

The Professional Casting Frame is the basic tool needed to produce moulded seating when not directly using a stock shell. Adjustable for seat depth and recline, as well as back height, the frame folds to fit the portable carry-case.

Casting kits contain sufficient material to complete a minimum of one full casting. Choose either firm or soft foams, depending on the client's requirements. CPSC runs one-day intensive workshops across North America for seating and health care professionals. Techniques for producing moulded seating are shown, as well as up-to-date information given.

Another way to keep up is by subscribing to the CPSC News, a free bi-monthly information bulletin. Call 519-745-8224 to become a subscriber today. We'll be happy to put you on our mailing list immediately.





MATERIALS AND SUPPLIES

For those of you that have your own workshop, or custom-fabricate seating systems, we can supply you with all your material needs. We keep an extensive stock, ranging from the everyday to the exotic. Foam materials in sheet and liquid form, specialized adhesives, rigid plastic sheet, velcro, cotton and synthetic fabrics, an extensive stock of hardware fixtures and much more are available. If you need it, we've probably got it! You can order by mail, fax or phone; we can

ship to any destination, world-wide. Our shipping department can handle all the arrangements. Please send for a current list of stock materials, and get the full picture!



A WORD ABOUT YOUR DEALER:

15

Your CPSC equipment dealer is the best resource in helping you select the right combination of components for your clients. CPSC dealers have extensive knowledge, and, with some basic information from you, can deliver the components and hardware required for you to install. Dealers are kept up to date with the latest product information, techniques and advances in postural seating from CPSC. For more complex applications, your dealer can supply any component in a custom

size or variation at reasonable cost. Please ask for free CPSC clinic assessment forms to help you and your dealer determine the optimum solution for each client. Check the back cover of this catalogue for the dealer nearest you, or call us for current listings.